

Longitudinal Seam Welding Machine

LINEARWELD EXTL



Figure 1: LINEARWELD EXTL 3100 longitudinal seam welding machine

The new machine series LINEARWELD is the current pinnacle in the development of longitudinal seam welding machines at Schnelldorfer Maschinenbau.

Available in different welding lengths from 2100 mm to 6100 mm, the highly modular machine system including many custom features allows the configuration of a machine that suits your specific production demands.




Figure 2: Carriage with operator interface, torch lift and cold wire feeding (optional)




Figure 3: Easy access to pneumatics



Figure 4: Centre stop in loading and welding position (optional)




Figure 5: Solid bumper on loading side, foot button with control switches (both optional)



NOTES